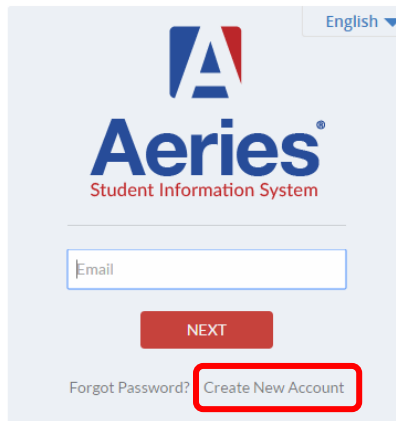


## Creating Aeries Parent Portal Account

Breen Elementary is piloting the Aeries Parent Portal, other RUSD schools will begin creating accounts mid-September.  
Go to Aeries Parent Portal site: <https://parent.rocklinusd.org/>

Rocklin Unified School District

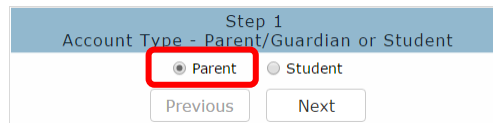
The image shows the Aeries Student Information System login page. At the top, there is a language dropdown menu set to "English". Below it is the Aeries logo with the text "Student Information System". There is an "Email" input field and a red "NEXT" button. At the bottom, there is a link for "Forgot Password?" and a red box around the "Create New Account" link.

### Step 1

Select **Create New Account**

Select **Parent**

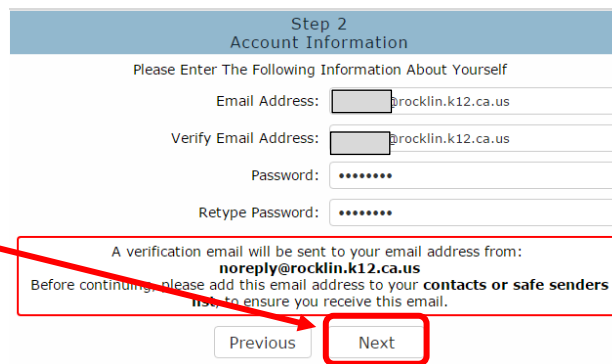
Click **Next**

The image shows the "Step 1: Account Type - Parent/Guardian or Student" screen. There are two radio buttons: "Parent" (which is selected and circled in red) and "Student". Below the radio buttons are "Previous" and "Next" buttons.

### Step 2

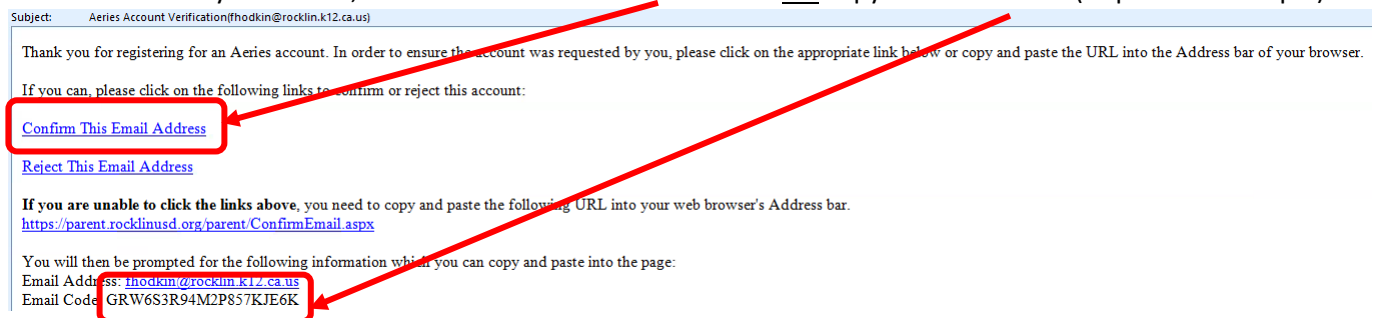
Enter your email twice,  
create and confirm your password.

Click **Next**

The image shows the "Step 2: Account Information" form. It asks the user to "Please Enter The Following Information About Yourself". There are four input fields: "Email Address" (with a placeholder @rocklin.k12.ca.us), "Verify Email Address" (with a placeholder @rocklin.k12.ca.us), "Password" (with masked characters), and "Retype Password" (with masked characters). Below the fields is a red box containing a warning: "A verification email will be sent to your email address from: noreply@rocklin.k12.ca.us. Before continuing, please add this email address to your contacts or safe senders list to ensure you receive this email." At the bottom are "Previous" and "Next" buttons, with the "Next" button circled in red.

A verification email will be sent  
to you.

Within the email you receive, select **Confirm this Email Address** OR copy the **email code** (to paste into Step 3)

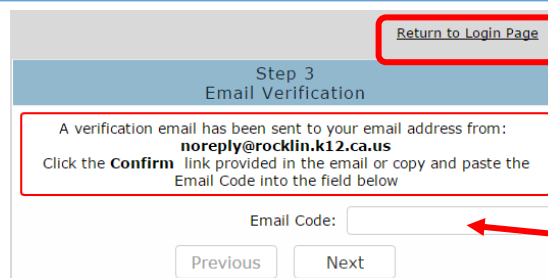
The image shows an email verification message. The subject is "Aeries Account Verification(fhodkin@rocklin.k12.ca.us)". The body text says: "Thank you for registering for an Aeries account. In order to ensure the account was requested by you, please click on the appropriate link below or copy and paste the URL into the Address bar of your browser. If you can, please click on the following links to confirm or reject this account: Confirm This Email Address, Reject This Email Address". Below this, it says: "If you are unable to click the links above, you need to copy and paste the following URL into your web browser's Address bar: https://parent.rocklinusd.org/parent/ConfirmEmail.aspx". At the bottom, it says: "You will then be prompted for the following information which you can copy and paste into the page: Email Address: fhodkin@rocklin.k12.ca.us, Email Code: GRW6S3R94M2P857KJE6K". Red arrows point from the "Confirm This Email Address" link and the "Email Code" to the corresponding fields in Step 3.

### Step 3

If you **Confirmed This Email Address**,  
select **Return to Login Page**


**OR**

Paste your **email code** and select **Next**  
and then **Return to Login Page**

The image shows the "Step 3: Email Verification" form. At the top right is a red box around the "Return to Login Page" link. Below it is a red box containing a message: "A verification email has been sent to your email address from: noreply@rocklin.k12.ca.us. Click the Confirm link provided in the email or copy and paste the Email Code into the field below". There is an "Email Code:" input field with a red arrow pointing to it from the text "Paste email code here". At the bottom are "Previous" and "Next" buttons.

Rocklin Unified School District

English



Aeries

Student Information System

Email


NEXT

[Forgot Password?](#)
[Create New Account](#)

Enter your email address and select **Next**

Rocklin Unified School District

English



Aeries

Student Information System

←

Password

SIGN IN

[Forgot Password?](#)
[Create New Account](#)

Enter your **Password** and select **Sign In**

You have created your account and will **now add your student.**

Student Verification

Please Enter The Following Information About Your Student

Student Permanent ID Number:

Student Home Telephone Number:

Verification Code:

Previous

Next

You have been provided with the:

**Student Permanent ID Number**  
**Verification Code**

For security reasons, the **Student Home Telephone Number** is not provided. If you don't know what number the office has in Aeries, contact the school office.

Select your **Name** from the list, or **None of the above**.

If there is an email currently associated with your account, you will be prompted to replace it.  
Select **OK**.

Select **Next**.

Emergency Contact Verification

Your account is now linked to Myla Moore.

If your name appears below, please select it so that the email address on the record can be updated.

Name	Relationship
Moore	Mother
Moore	Father
None of the above	

Previous

Next

That Contact record already has an email address. Would you like to replace it?

OK

Process Complete

Your account is now linked to Moore.

Add Another Student to Your Account

If you have another student to add, select **Add Another Student to Your Account**

To view your student's information, click on a tab heading.

2016-2017

Rocklin Unified School District

Home

Student Info

Attendance

Grades

Medical

Test Scores

Attendance

Enrollment History

Attendance History

To change between your students, click on **Change Student** in the upper right of the screen.

Change Student

Options

Logout